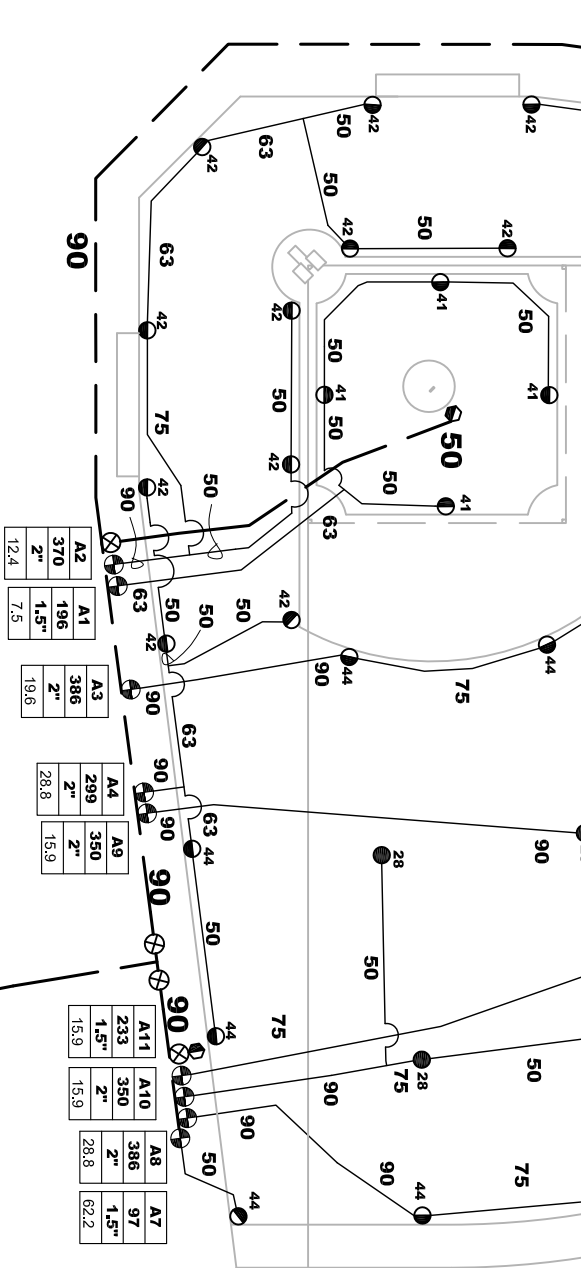


WATER REQUIREMENT

WATER REQUIREMENT AT
-FIELD ELEVATION
-WITHIN 30m OF FIELD
-DOWNSTREAM OF BACKFLOW
IS 386 l/min @ 6.25 Bars

- IRRIGATION LEGEND**
- PRODUCT DESCRIPTION**
- HUNTER I-40-04-SS-ON-B-XX/1-40-06-SS-ON-B-XX, NOZZLE AS SHOWN
 - HUNTER I-40-04-SS-B-XX/I-40-06-SS-B-XX, NOZZLE AS SHOWN
- NOZZLE PERFORMANCE:**
- #41 @ 5.5 Bars - 49.1 l/min 16.2m RADIUS
 - #42 @ 5.5 Bars - 52.9 l/min 17.1m RADIUS
 - #43 @ 5.5 Bars - 66.1 l/min 18.6m RADIUS
 - #44 @ 5.5 Bars - 96.6 l/min 20.4m RADIUS
 - #28 @ 5.5 Bars - 116.7 l/min 21.9m RADIUS
- HUNTER ICV/IBV ELECTRIC CONTROL VALVE SIZE AS SHOWN**
- ▲ HUNTER HQ-44-XX-AW QUICK COUPLER VALVE (OPTIONAL)**
- RS HUNTER IC-1200-M SOLID STATE METAL CABINET CONTROLLER**
- RS HUNTER SOLAR-SYNC-SEN ON SITE WEATHER SENSOR**
- M WATER METER MINIMUM SIZE @ 386 l/min IS 63mm**
- BP BACKFLOW PREVENTER SIZED TO SYSTEM l/min**
- MAINLINE PIPE**
- LATERAL PIPE**
- SLEEVING**
- ⊗ ISOLATION VALVE LINE SIZED**



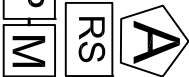
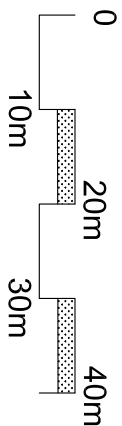
- IRRIGATION NOTES**
1. SPRINKLER LOCATIONS ARE TO SCALE
 2. PIPE LOCATIONS ARE DIAGRAMMATIC
 3. ALL SPRINKLERS TO BE INSTALLED ON 32mm SCH 80 SWING JOINTS
 4. ALL COMPONENTS TO BE INSTALLED AS PER MANUFACTURERS RECOMMENDATIONS
 5. MAINLINE DEPTH TO BE NO LESS THAN 460mm
 6. LATERAL DEPTH TO BE NO LESS THAN 410mm
 7. ELECTRIC CONTROL VALVES TO BE COVERED WITH 12" VALVE BOX
 8. LOCATE VALVES/ICVS OUT OF HIGH TRAFFIC AREAS
 9. WIRE SPLICE CONNECTIONS TO BE WATERPROOF
 10. QCV TO BE LOCATED IN 10" VALVE BOX
 11. ALL SLEEVES TO BE 2X PIPE RUN THROUGH THEM
 12. INSTALL ALL COMPONENTS AS PER LOCAL, STATE, FEDERAL CODES
 13. REFER TO HUNTER INSTALLATION DETAILS
 14. REFER TO HUNTER CATALOG FOR PERFORMANCE SPECIFICATIONS
 15. ADD HUNTER "FS" FOR DIRTY WATER VALVE
 16. ADD HUNTER "AS" FOR PRESSURE REGULATED VALVE

VALVE ID GUIDE

A1	STATION NUMBER
273	l/min
1.5"	VALVE SIZE
19.0	PRECIPITATION RATE mm/hr

SYSTEM PERFORMANCE DATA

ZONE	SIZE	FLOW m ³ /hr l/min	PR mm/hr	DU	SC _{10%} (WINDOW)
A1	1.5"	11.8	7.5	.74	1.3
A2	2"	22.2	37.0	12.4	1.3
A3	2"	23.2	38.6	19.6	.82
A4	2"	17.9	29.9	28.8	.78
A5	2"	21.1	35.2	28.8	.78
A6	2"	23.2	38.6	28.8	.78
A7	2-1.5"	11.6	19.3	62.2	.78
A8	2"	23.2	38.6	28.8	.78
A9	2"	21	35.0	15.9	.74
A10	2"	21	35.0	15.9	.74
A11	1.5"	14	23.3	15.9	.74
A12	2"	21	35.0	15.9	.74



OFFICIAL BASEBALL DESIGN

I-40 FOUR ROW DESIGN

Hunter Industries
1940 Diamond Street
San Marcos, California 92078
SpecPro Technical Assistance
1-800-319-4796
www.HunterIndustries.com